



University of Pittsburgh

Graduate School of Public Health
Department of Behavioral and Community Health Sciences

Pittsburgh, PA 15261

May 26, 2011

U.S. Commission on Civil Rights
Peer-To-Peer Violence and Bullying: Examining the Federal Response

Mark S. Friedman, Ph.D., M.P.A., M.S.W.
Graduate School of Public Health
University of Pittsburgh
220 Parran Hall, 130 DeSoto Street
Pittsburgh, PA 15261
412-624-3506, msf11@pitt.edu

Dear Chairman Castro and Commissioners:

I laude the Commission on the very important topic of peer-to-peer violence related to sexual orientation.

I am an Assistant Professor in the Department of Behavioral and Community Health Sciences, Graduate School of Public Health, University of Pittsburgh. My research has focused on defining and measuring adolescent sexual orientation; the relationship between gender-role nonconformity, bullying, and suicidality among gay youth; and childhood and adolescent antecedents of adult health problems among gay males. I am in the final year of a K01 Mentored Research Scientist Development Award (funded by the National Institute of Mental Health) to develop strategies to implement online health promotion interventions targeting gay youth.

I am writing to inform the Commission of research that I have conducted research that is pertinent to your discussion of the scope of the problem of peer-to-peer violence. In particular I would like to comment on some testimony in your May 13, 2011 hearing that stated that the evidence on peer-to-peer violence is lacking or insufficient or unreliable, for example for its reliance on nonprobability samples such as the often referred to GLSEN report. In this letter I describe only research that did not rely on such samples.

Our research, using state of the art methodology, has confirmed that bullying victimization of sexual minority youth (i.e., youth who are sexually attracted to same-sex youth, self-labeled as gay, lesbian or bisexual) is a major public health problem. This research is *in press* and will be published shortly in the *American Journal of Public Health*, the premier international journal addressing public health issues.

We conducted a meta-analysis—a statistical approach to aggregate data from numerous independently conducted studies—to assess the scope of peer victimization among sexual minority youth in North America. Our analysis included only studies that compared sexual minority and sexual non-minority (heterosexual) youth. In addition to peer-to-peer victimization we assessed childhood sexual abuse and physical abuse perpetrated by parents or guardians.

Of major importance, we included in our analysis *only* school-based studies that used probability (sometimes referred to as random) samples of youth. That is, youth assessed in these studies represent the populations of youth attending high schools in the communities where the studies were conducted.

Our findings were overwhelming. Over the aggregate of *all* the studies that qualified to be included in the meta analysis, compared to heterosexual youth,

- Sexual minority youth were 170% more likely to be assaulted at school and 240% more likely to miss school due to fear that they would be unsafe at school or on your way to or from school¹.
- Of note, an astounding 40% of lesbians 44% of bisexual females, 43% of gay males and 50% of bisexual males were assaulted at school while 16% of lesbian females, 23% of bisexual females, 14% of gay males and 23% of bisexual males missed school due to fear.

These results are based on 27 surveys administered in 15 geographic areas including cities, regions, or entire states such as Boulder, CO; Chicago, IL; Dane County, WI; District of Columbia; Massachusetts; Milwaukee, WI; Minnesota; Rhode Island; Seattle, WA; Vermont; Wisconsin., Of these 27 surveys, 17 were implemented after year 2000 and 10 during the 1990's.

The studies referred to include the following:

Boulder Valley School District. Section 2: Results by Sexual Orientation - 2003. Accessed on January 8, 2010.

Center for Health Data and Analysis School-Based Health Surveys. Personal Communication - Received data about RI YRBS, March 15, 2010.

Chicago Department of Health. Personal Communication, Received data about YRBS on March 1, 2010

District of Columbia Public Schools HIV/AIDS Education Program. Personal communication - Received data about YRBS on Feb. 27, 2010 and District of Columbia Public Schools HIV/AIDS Education Program. Youth Risk Behavior Survey: Sexual minority baseline fact sheet In: <http://mhfaengland.org/viewdocument.php?action=viewdwx&pid=0&doc=38195&grp=443>; Downloaded December 8, 2009.

Espelage DL, Aragon SR, Birkett M, Koenig BW. Homophobic teasing, psychological outcomes, and sexual orientation among high school students: What influence do parents and schools have? *School Psychology Review* 2008;37(2):202-216.

Faulkner AH, Cranston K. Correlates of same-sex sexual behavior in a random sample of Massachusetts high school students. *AJPH* 1998;88(2):262-266.

Goodenow C, Szalacha L, Westheimer K. School support groups, other school factors, and the safety of sexual minority adolescents. *Psychology in the Schools* 2006;43(5):573-589.

Goodenow C. Personal communication - Received data about 2003, 2005, 2007 MA YRBS September 20, 2010.

Gruber JE, Fineran S. Comparing the impact of bullying and sexual harassment victimization on the mental and physical health of adolescents. *Sex Roles* 2008;59:1-13.

Milwaukee Public School System. Personal Communication - Received data about 2005 YRBS on March 10, 2010.

Potat VP, Aragon SR, Espelage DL, Koenig BW. Psychosocial concerns of sexual minority youth: Complexity and caution in group differences. *Journal of Consulting and Clinical Psychology* 2009;77(1):196-201.

¹ In most cases, the questions being answered by youth with respect to these two statistics were "During the past 12 months, how many times has someone threatened or injured you with a weapon such as a gun, knife, or club on school property?" and "During the past 30 days, on how many days did you not go to school because you felt you would be unsafe at school or on your way to or from school?" respectively.

Robin L, Brener ND, Donahue SF, Hack T, Hale K, Goodenow C. Associations between health risk behaviors and opposite-, same-, and both-sex sexual partners in representative samples of Vermont and Massachusetts high school students. *Archives of Pediatric Adolescent Medicine* 2002;156:349-355.

Saewyc EM, Skay CL, Pettingell SL, Reis EA, Bearinger LH, Resnick MD, et al. Hazards of stigma: The sexual and physical abuse of gay, lesbian, and bisexual adolescents in the United States and Canada. *Child Welfare* 2006;85:195-213.

Saewyc EM. Personal communication - Received data about British Columbia, 2003, 2008; MN, 2001, 2004, 2007; VT, 2005, 2007 on March 22, 2010.

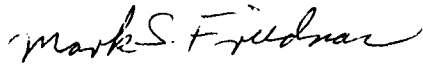
Wisconsin Division of Public Health in Collaboration with Diverse and Resilient Inc. Wisconsin Youth Risk Behavior Survey (YRBS) 2007 - Risk behaviors and factors of youth engaging in same-sex sexual behaviors. Wisconsin Division of Public Health 2009.

Williams T, Connolly J, Pepler D, Craig W. Questioning and sexual minority adolescents: high school experiences of bullying, sexual harassment and physical abuse. *Can J Commun Ment Health*. 2003;22(2):47-57.

Williams T, Connolly J, Pepler D, Craig W. Peer victimization, social support, and psychosocial adjustment of sexual minority adolescents. *J Youth Adolesc*. 2005;34(5):471-482.

Please do not hesitate to contact me should you require further information.

Sincerely,

A handwritten signature in cursive script that reads "Mark S. Friedman".

Mark S. Friedman, Ph.D., MPA, MSW
Assistant Professor

Publisher: APHA; Journal: AJPH:American Journal of Public Health; Copyright:
Volume: 101; Issue: 3; Manuscript: 190009; Month: ; Year: 2010
DOI: ; TOC Head: ; Section Head: ; Article Type: RESEARCH AND PRACTICE

A Meta-Analysis to Examine Disparities in Childhood Sexual Abuse, Parental Physical Abuse, and Peer Victimization Among Sexual Minority and Sexual Nonminority Individuals

Mark S. Friedman, PhD, MSW, MPA, Michael P. Marshal, PhD, Thomas E. Guadamuz, PhD, MHS, Chongyi Wei, DrPH, MA, Carolyn F. Wong, PhD, Elizabeth Saewyc, PhD, RN, PHN, and Ron Stall, PhD

Objectives. We compared the likelihood of childhood sexual abuse (under age 18), parental physical abuse, and peer victimization based on sexual orientation.

Methods. We conducted a meta-analysis of adolescent school-based studies that compared the likelihood of childhood abuse among sexual minorities vs sexual nonminorities.

Results. Sexual minority individuals were on average 3.8, 1.2, 1.7, and 2.4 times more likely to experience sexual abuse, parental physical abuse, or assault at school or to miss school through fear, respectively. Moderation analysis showed that disparities between sexual minority and sexual nonminority individuals were larger for (1) males than females for sexual abuse, (2) females than males for assault at school, and (3) bisexual than gay/lesbian for both parental physical abuse and missing school through fear. Disparities did not change between the 1990s and the 2000s.

Conclusions. The higher rates of abuse experienced by sexual minority youths may be one of the driving mechanisms underlying higher rates of mental health problems, substance use, risky sexual behavior, and HIV reported by sexual minority adults.

Publisher: APHA; Journal: AJPH:American Journal of Public Health; Copyright:
Volume: 101; Issue: 3; Manuscript: 190009; Month: ; Year: 2010

DOI: ; TOC Head: ; Section Head: ; Article Type: RESEARCH AND PRACTICE

The number of substantiated annual cases of childhood (i.e., under age 18) physical abuse in the United States declined 52% between 1992 and 2007, and cases of childhood sexual abuse declined 53% during the same period.¹ Criminal victimization of students in school declined 60% between 1995 and 2005.² Although these represent public health success stories, the abuse of children and adolescents is still a major problem. Child welfare agencies confirmed 79|866 cases of physical abuse and 56|460 cases of sexual abuse in the United States during 2007.³ One nationally representative sample found that 17% of youths reported having been the victim of moderate or frequent bullying at school during the prior 2 months,⁴ and another found that 13% experienced being hit, kicked, pushed, shoved around or locked indoors during the same time period.⁵

Children and adolescents who experience sexual abuse are more likely to experience depression and dysthymia, borderline personality disorder, somatization disorder, substance abuse disorder, posttraumatic stress disorder, dissociative identity disorder, or bulimia nervosa; to attempt suicide; to become pregnant earlier; to engage in HIV sexual risk behaviors; to perform poorly at school; to be arrested for sex crimes; or to commit other criminal offenses.⁶⁻¹⁰ Children and adolescents who experience parental physical abuse are more likely to experience similar psychological, substance use, behavioral, and criminal problems.¹¹⁻¹⁵ Outcomes of peer victimization among children and adolescents include depressive, anxiety, and drug abuse disorders, suicidal ideation, social isolation, psychosomatic symptoms, poor school performance, and delinquency.¹⁶⁻²⁰ In addition, these types of abuse are associated with negative psychological, behavioral, and physical outcomes in adulthood.²¹⁻²³ Risk markers of childhood abuse include the characteristics of parents (e.g., substance abuse, parents' history of being victims of physical or sexual abuse, social isolation, low self-esteem), families (e.g., marital

Publisher: APHA; Journal: AJPH:American Journal of Public Health; Copyright:
Volume: 101; Issue: 3; Manuscript: 190009; Month: ; Year: 2010

DOI: ; TOC Head: ; Section Head: ; Article Type: RESEARCH AND PRACTICE
conflict, spousal abuse, financial stress), characteristics of the individuals' themselves (e.g.,
emotional, psychological, or physical disabilities, low self-esteem, an inability to defend oneself,
lack of social skills), and environments (e.g., negative school atmosphere, low socioeconomic
status).²⁴⁻²⁶

One risk factor for experiencing these types of abuse may be sexual orientation. Studies suggest that sexual minority youths (i.e., youths who experience same-sex attractions or self-label as gay, lesbian, or bisexual, or who engage in same-sex sexual activity), compared with sexual nonminority youths, are more likely to experience sexual abuse, parental physical abuse, and peer victimization during childhood.²⁷⁻⁴² However, these studies vary in effect sizes, measurement of abuse and sexual orientation, the group being compared with heterosexuals (e.g., gays, lesbians, and bisexuals combined vs comparing groups individually; combining males and females vs comparing gender individually), sampling and recruitment strategies, and the decade in which the studies were conducted. Thus, relying on any 1 study to determine whether sexual orientation is a risk factor for child abuse, as well as determining the robustness of the difference in child abuse rates, is problematic. However, if sexual minority youths suffer greater rates of violence victimization, this phenomenon could be one explanation for the existence of substantial health disparities that exist among sexual minority adult populations.⁴³

This meta-analysis therefore addresses the following question: are sexual minority adolescents more likely than sexual nonminority adolescents to experience childhood sexual abuse, parental physical abuse, and peer victimization? Beyond examining disparities, we test the possible moderating role of bisexuality status, because data suggest that bisexual adolescents are at greater risk than gay and lesbian adolescents for engaging in certain risk behaviors^{44,45}; decade of survey administration, because it is possible that rates of violence perpetrated against sexual

Publisher: APHA; Journal: AJPH:American Journal of Public Health; Copyright:
Volume: 101; Issue: 3; Manuscript: 190009; Month: ; Year: 2010

DOI: ; TOC Head: ; Section Head: ; Article Type: RESEARCH AND PRACTICE
minority youths relative to heterosexuals have decreased over recent decades⁴⁶; dimension used
to measure sexual orientation (i.e., behavior or identity), because disparities in abuse between
sexual minority and sexual nonminority individuals may be greater when sexual minority status
is based on self-identification as gay, lesbian, or bisexual than when it is based on same-sex or
both-sex sexual activity⁴⁴; and gender, because this variable has been shown to moderate the
association between sexual orientation and both substance use⁴⁴ and suicide attempts⁴⁷ in sexual
minority youths.

METHODS

To be included in this meta-analysis, studies had to (1) compare the likelihood of self-reported childhood sexual abuse, physical abuse perpetrated by parents or guardians, or peer victimization between sexual minority and sexual nonminority individuals and (2) report abuse occurring prior to age 18 (with the exception that in school-based studies some participants were 18 years or older and could have reported abuse occurring since their 18th birthday). Only school-based studies conducted in North America were included in the meta-analysis. Studies using samples of convenience^{27,32,34–36,48–50} were not included because of the limited external validity of their results. Two population-based studies^{28,33,51,52} were not included because of the dissimilarity between these and the school-based studies with respect to the populations included and measures used.

Using these criteria, we identified studies by searching medical and social science journals from 1980 to 2009 using Medline and PsychInfo. We used various combinations of key words such as “gay,” “lesbian,” “bisexual,” “sexual orientation,” “homosexual,” “homosexuality,” “sexual abuse,” “physical abuse,” “peer victimization,” and “bullying.” Using these strategies,

Publisher: APHA; Journal: AJPH:American Journal of Public Health; Copyright:
Volume: 101; Issue: 3; Manuscript: 190009; Month: ; Year: 2010

DOI: ; TOC Head: ; Section Head: ; Article Type: RESEARCH AND PRACTICE

we identified 694 abstracts. These abstracts were independently reviewed by the primary author and a coauthor to determine eligibility. On the basis of this review, we retrieved 70 full articles and examined them to confirm that they were appropriate for inclusion. We deemed 17 articles appropriate on the basis of the inclusion criteria. We also reviewed citation listings from these papers, although this did not identify additional relevant publications. To identify additional published or unpublished studies that met our eligibility criteria, we contacted all corresponding authors of studies deemed eligible for the study, as well as several state agencies responsible for conducting school-based studies. As a result, we added 14 sets of data from the Youth Risk Behavioral Surveillance survey (or a similar survey with respect to the sample and questions asked)). Using these methods, we identified a total of 37 studies conducted in 18 geographic areas in the United States and Canada for inclusion.^{29,38-41,51-59} One of these articles provided data about 7 independent samples⁴¹ and another provided data about 2 studies.³⁸ Unpublished YRBS data were obtained from the following agencies through written communication: State of Rhode Island Department of Health; (March 2010), Chicago Department of Health (March 2010), Delaware Department of Education (March 2009), District of Columbia Public Schools HIV/AIDS Education Program (Feb 2010), and Milwaukee Public School System (March 2010). In addition, written communication with E.M. Saewyc PhD at the McCreary Society (March 2010), C. Goodenow PhD with the Massachusetts Department of Education (September 2009), B. Reis MS with the Safe Schools Coalition and P. Hillard at the Seattle Public Schools (March 2010), E. Edwards MPH with the Vermont Department of Health (March 2010) provided data from 7 studies, 3 studies, 1 study and another study, respectively.

Coding of Studies

Publisher: APHA; Journal: AJPH:American Journal of Public Health; Copyright:
Volume: 101; Issue: 3; Manuscript: 190009; Month: ; Year: 2010

DOI: ; TOC Head: ; Section Head: ; Article Type: RESEARCH AND PRACTICE

Four coauthors independently coded the studies and extracted effect-size data. Only 94 of 1701 data points extracted were discrepant, generating a 94.5% absolute agreement rate (interclass correlation \approx 0.99). Before estimating final results, Friedman resolved disagreements and coding errors.

Data included the independent variable (sexual orientation), outcome variables (childhood sexual abuse, parental physical abuse, and peer victimization), moderating variables (bisexuality status, decade of survey administration, dimension used to assess sexual orientation, and gender), and effect-size data.

Independent and Outcome Variables

Sexual orientation.

Sexual orientation, the independent variable, was coded as sexual minority or sexual nonminority on the basis of self-report of attraction, behavior, or identity.

Childhood sexual abuse.

Studies asked about whether respondents were (1) forced to have sex or were sexually abused, (2) forced to engage in sexual intercourse, or (3) touched sexually against their wishes or forced to touch someone else sexually. All affirmative answers were coded as “sexual abuse.” Questions did not address the issue of who perpetrated the abuse.

Parental physical abuse.

Studies asked a general question about physical abuse perpetrated by a parent or guardian or about being physically attacked, hit, hurt, or injured by a parent or guardian. One set of studies

Publisher: APHA; Journal: AJPH:American Journal of Public Health; Copyright:
Volume: 101; Issue: 3; Manuscript: 190009; Month: ; Year: 2010
DOI: ; TOC Head: ; Section Head: ; Article Type: RESEARCH AND PRACTICE
asked respondents to indicate physical abuse perpetrated by an adult in their household. This
question was also coded as “physical abuse” perpetrated by a parent or guardian.

Peer victimization.

Two relevant peer victimization outcome variables were identified and used as outcome variables. “Assault” variables asked about being injured or threatened with a weapon or otherwise assaulted by a peer at school. “Missing school” variables were components of a battery of items on peer victimization that asked whether the respondent missed school because of fear. Peer victimization in the school-based studies was, by definition, operationalized as abuse occurring before or during the 12th grade. Thus, it was assumed that the vast majority of these youths were 18 or younger.

Moderator Variables

Bisexuality status.

Codes were based on what sexual minority group was compared with heterosexuals. Groups were coded as “lesbian,” “gay,” or “bisexual” except in cases when the lesbian and gay groups were combined (“lesbian/gay”) or when all 3 groups were combined (“LGB”).

Decade of survey administration.

Decade of survey administration was based on when the study was conducted and was coded as either “1990s” or “2000s.”

Dimension used to assess sexual orientation.

Publisher: APHA; Journal: AJPH:American Journal of Public Health; Copyright:
Volume: 101; Issue: 3; Manuscript: 190009; Month: ; Year: 2010
DOI: ; TOC Head: ; Section Head: ; Article Type: RESEARCH AND PRACTICE
Coding of these dimensions was based on how sexual orientation was assessed: (1) “self-

identification,” (2) the gender of sexual partner(s) (“behavior”), (3) romantic attractions (“attraction”), or (4) combinations of 2 or more of these categories.

Gender.

Gender was coded as either “male” or “female” on the basis of self-report.

Data Analysis Plan

The data analyses proceeded in several steps. First, we examined and described the distribution of the individual effect sizes for each outcome. Second, because most studies included more than 1 effect-size estimate for each of the 3 outcome variables (because of either multiple subgroups within a study, multiple effect estimates for a given outcome variable, or both), we calculated the mean effect size for each study. Third, we estimated an overall effect by combining weighted effects across all studies using a random-effects model. Fourth, we examined the distribution of study-level effect sizes via tests of heterogeneity for each outcome and depicted it via forest plots.

Fifth, we performed moderator (i.e., subgroup) analyses using a mixed-effects model. In mixed-effects model analyses, we used a random-effects model to compute summary effects within subgroups. In addition, we recalculated the overall summary effect (across subgroups) by combining the subgroup effects, assuming that the subgroup categories were fixed.⁶⁰ Sixth, for descriptive purposes, regardless of the presence of moderators, we calculated average absolute rates of abuse for each outcome variable and reported them for each of 6 groups (gay or lesbian, bisexual, and heterosexual males and females). Finally, we performed sensitivity analyses to identify potential outliers, publication biases, and other threats to the validity of the results.⁶¹ We

Publisher: APHA; Journal: AJPH:American Journal of Public Health; Copyright:
Volume: 101; Issue: 3; Manuscript: 190009; Month: ; Year: 2010
DOI: ; TOC Head: ; Section Head: ; Article Type: RESEARCH AND PRACTICE
conducted data management and analyses using software sponsored by the National Institutes of
Health (Biostat, Englewood, NJ; Comprehensive Meta Analysis). We report effects using an
odds ratio effect-size metric, and report 95% confidence intervals.

RESULTS

The results of this meta-analysis are presented in this section with respect to relative rates of abuse between sexual minority and sexual nonminority individuals and the moderating role of gender, decade of survey administration, dimension used to assess sexual orientation, and bisexuality status.

Childhood Sexual Abuse Compared with sexual nonminority adolescents, sexual minority adolescents were on average 2.9 times more likely (odds ratio [OR]=3.94; 95% confidence interval [CI]=3.45, 4.57) to report childhood sexual abuse. The mean of the absolute prevalence was 40.4% for bisexual females, 32.1%, for lesbian females, and 16.9% for heterosexual females. The mean of the absolute prevalence was 24.5% for bisexual males, 21.2% for gay males, and 4.64% for heterosexual males.

These analyses were based on 26 school-based studies (with a total of 65 effect-size estimates) in 11 geographic areas. The characteristics for each study are summarized in Table 1[[ID](#)]TBL1[[ID](#)] and study-level effect-size estimates and confidence intervals are presented in Figure 1[[ID](#)]FIG1[[ID](#)]. Several studies included weighted and scaled effect sizes, yielding sample sizes that were significantly larger than the other studies. These sample sizes yielded particularly small confidence intervals. On average, the effect sizes of the scaled studies were smaller than those of the other studies. When we reran these analyses excluding these studies, the overall effect size increased, suggesting that the inclusion of these studies yields a more

Publisher: APHA; Journal: AJPH:American Journal of Public Health; Copyright:
Volume: 101; Issue: 3; Manuscript: 190009; Month: ; Year: 2010

DOI: ; TOC Head: ; Section Head: ; Article Type: RESEARCH AND PRACTICE
conservative overall estimate of the relationship between sexual orientation and sexual abuse.

The range of the individual effects in terms of odds ratios was between 1.04–12.49 . Of all individual effects, 13.7% were between 1.04 and 1.99, 24.7% between 2.00 and 2.99, 27.4% between 3.00 and 4.99, 16.4% between 5.00 and 6.99, and 19.2% between 7.00 and 12.49. The average number of effect-size estimates tested within each study was 2.70 and ranged from 1 to 6. Sensitivity analyses showed that when the overall effect was recalculated with each study removed, the reestimated effect sizes ranged from 3.86 to 4.10.

Regardless of which study was removed, the overall tests of significance remained significant ($P < .001$). Begg and Mazumdar's rank correlation test ($P = .14$) and Egger's linear regression test ($P = .12$) suggested that there was not a significant relationship between the standard errors and the effect sizes. We also examined funnel plots. Results identified 1 unpublished study that appeared to have both a small sample size and large effect size.⁵⁴ However, the inclusion of these data did not have a significant impact on the size of the overall effect (with this study removed, the overall effect changed from 3.033 to 3.031). Orwin's fail-safe N test suggested that 588 missing studies with null effects ($OR = 1.00$) would be needed to decrease the overall effect size to a trivial size ($OR = 1.05$). Cochran's Q test showed that the effects were significantly heterogeneous ($Q_{26} = 1514.36$, $P < .001$).

Gender, Decade of Survey Administration, Dimension Used to Assess Sexual Orientation, and Bisexuality Status as Potential Moderators

Gender moderated the association between sexual orientation and childhood sexual abuse ($Q_1 = 33.10$, $P = .001$). Compared with male sexual nonminority individuals, male sexual minority individuals were 4.9 times more likely ($OR = 5.97$; 95% $CI = 4.81, 7.41$) to experience

Publisher: APHA; Journal: AJPH:American Journal of Public Health; Copyright:
Volume: 101; Issue: 3; Manuscript: 190009; Month: ; Year: 2010

DOI: ; TOC Head: ; Section Head: ; Article Type: RESEARCH AND PRACTICE
childhood sexual abuse. Compared with female sexual nonminority individuals, female sexual
minority individuals were 1.5 times more likely (OR|=2.55; 95% CI|=2.14, 3.03) to experience
childhood sexual abuse. The estimate for the overall relationship comparing sexual minority and
sexual nonminority individuals changed from 3.94 to 4.78 when we took gender group
differences into account using a mixed-effects model. Only studies that compared disparities
between sexual minorities and nonsexual minorities for each gender separately were included in
tests of gender as a potential moderator.

Decade of survey administration, dimension used to assess sexual orientation, and bisexuality
status did not moderate the association between sexual orientation and childhood abuse. We
included only states that conducted the same health survey in both the 1990s and the first decade
of the 2000s when testing decade of survey administration as a potential moderator of the
relationship between sexual orientation and abuse. Including states that began assessing sexual
orientation in the first decade of the 2000s might have biased the findings. Only 1 study
administered in the 1980s met inclusion criteria.⁴⁰ We did not include this study in this particular
moderation analysis because the survey implemented in 1987 was of a different form than
surveys administered in subsequent decades in Minnesota.

With respect to testing the dimension used to assess sexual orientation as a potential
moderator, we coded studies that used a combination of “identity and attraction” as self-
identification. This was done because (1) there were only a few instances of this combination, (2)
it was believed that participants answer this question on the basis of how they self-identify, and
(3) the results of analyses were the same whether these effects were left out or included. We used
only self-identification and sexual behavior to examine this potential moderator because very
few studies used romantic attraction or “behavior + self-identification” to assess sexual

Publisher: APHA; Journal: AJPH:American Journal of Public Health; Copyright:
Volume: 101; Issue: 3; Manuscript: 190009; Month: ; Year: 2010

DOI: ; TOC Head: ; Section Head: ; Article Type: RESEARCH AND PRACTICE
orientation. Finally, studies that compared sexual minority and sexual nonminority adolescents
by combining gay and bisexual groups could not be included in tests of bisexuality status
(disparities between gay or lesbian and heterosexual adolescents vs disparities between bisexual
and heterosexual adolescents) as a possible moderator.

Physical Abuse

Compared with sexual nonminority adolescents, sexual minority adolescents were on average
1.3 times more likely (OR|=2.34; 95% CI|=2.11, 2.60) to report parental physical abuse. The
mean of the absolute prevalence for parental physical abuse was 33.4% for bisexual females,
31.2% for lesbian females, and 18.4% for heterosexual females. The mean of the absolute
prevalence was 24.2% for bisexual males, 18.5% for gay males, and 11.4% for heterosexual
males.

These analyses were based on 5 school-based studies (with a total of 20 effect-size estimates)
administered in Minnesota. The characteristics for each study are summarized in Table
2[ID]TBL2[ID] and study-level effect sizes and confidence intervals are presented in Figure
2[ID]FIG2[ID]. The range of the individual effects in terms of odds ratios was between 1.36–
3.21 . Of all individual effects, 30% were between 1.36 and 1.99, 65% were between 2.00 and
2.99, and 5% were above 3.00. All studies had 4 effects. Sensitivity analyses showed that when
the overall effect was recalculated with each study removed, the reestimated effect sizes ranged
from 2.27 to 2.45. Regardless of which study was removed, the overall tests of significance
remained significant ($P|<|.001$). Begg and Mazumdar's rank correlation test ($P|=.33$) and
Egger's linear regression test ($P|=.54$) suggested that there was no significant relationship
between the standard errors and the effect sizes. We also examined funnel plots. Results

Publisher: APHA; Journal: AJPH:American Journal of Public Health; Copyright:
Volume: 101; Issue: 3; Manuscript: 190009; Month: ; Year: 2010

DOI: ; TOC Head: ; Section Head: ; Article Type: RESEARCH AND PRACTICE

suggested that studies with small samples were not associated disproportionately with large

effects. Orwin's fail-safe N test suggested that 83 missing studies with null effects ($OR=|1.00$)

would be needed to decrease the overall effect size to a trivial size ($OR=|1.05$). Cochran's Q test

showed that the effects were significantly heterogeneous ($Q_4=|20.41, P<|.001$).

Gender, Decade of Survey Administration, Dimension Used to Assess Sexual Orientation, and Bisexuality Status as Potential Moderators

Sexual orientation status moderated the association between sexual orientation and parental physical abuse ($Q_1=|7.439, P=|.006$). Compared with heterosexual individuals, bisexual adolescents were 1.4 times more likely ($OR=|2.39; 95\% CI=|2.16, 2.64$) to experience parental physical abuse. Compared with heterosexual adolescents, gay and lesbian adolescents were 0.89 times more likely ($OR=|1.89; 95\% CI=|1.65, 2.17$) to experience parental physical abuse. The estimate for the overall relationship comparing sexual minority and sexual nonminority individuals did not significantly change (2.34 vs 2.22) when we took sexual orientation status into account using a mixed-effects model. Gender, dimension used to assess sexual orientation, and decade of survey implementation were not found to moderate the relationship between sexual orientation and parental physical abuse.

Peer Victimization

Assault by peers.

Compared with sexual nonminority adolescents, sexual minority adolescents were on average 1.7 times more likely ($OR=|2.68, 95\% CI=|2.40, 2.98$) to report being threatened or injured with a weapon or otherwise assaulted. The mean of the absolute prevalence for being threatened or injured with a weapon or otherwise assaulted was 44.4% for lesbian females, 39.9% for bisexual

Publisher: APHA; Journal: AJPH:American Journal of Public Health; Copyright:
Volume: 101; Issue: 3; Manuscript: 190009; Month: ; Year: 2010

DOI: ; TOC Head: ; Section Head: ; Article Type: RESEARCH AND PRACTICE
females, and 21.2% for heterosexual females. The mean of the absolute prevalence was 50.2%
for bisexual males, 43.2% for gay males, and 35.0% for heterosexual males.

Analyses of the relationship between sexual orientation and being threatened or injured with a weapon or otherwise assaulted were based on 26 school-based studies (with a total of 50 effect-size estimates) in 15 geographic areas. The characteristics for each study are summarized in Table 3[ID]TBL3[/ID] and Figure 3[ID]FIG3[/ID]. The range of individual effects in terms of odds ratios was between 0.49 and 9.68 .Of all individual effects, 3% were between 0.49 and 0.99, 29% were between 1.00 and 1.99, 25% were between 2.00 and 2.99, 16% were between 3.00 and 3.99, 18% were between 4.00 and 5.99, and 9% were between 6.00 and 9.68. The average number of effect-size estimates tested within each study was 2.00 and ranged from 1 to 8. Sensitivity analyses showed that when the overall effect was recalculated with each study removed, the reestimated effect sizes ranged from 2.59 to 2.71.

Regardless of which study was removed, the overall tests of significance remained significant ($P < .001$). Begg and Mazumdar's rank correlation test ($P = .89$) and Egger's linear regression test ($P = .44$) suggested that there was no significant relationship between the standard errors and the effect sizes. We also examined funnel plots. Results suggested that studies with small samples were not associated disproportionately with large effects. Orwin's fail-safe N test suggested that 799 missing studies with null effects ($OR = 1.00$) would be needed to decrease the overall effect size to a trivial size ($OR = 1.05$). Cochran's Q test showed that the effects were significantly heterogeneous ($Q_{26} = 923.79$, $P < .001$).

Missing school through fear.

Publisher: APHA; Journal: AJPH:American Journal of Public Health; Copyright:
Volume: 101; Issue: 3; Manuscript: 190009; Month: ; Year: 2010
DOI: ; TOC Head: ; Section Head: ; Article Type: RESEARCH AND PRACTICE
Compared with sexual nonminority adolescents, sexual minority adolescents were on average

2.8 times more likely (OR=3.85, 95% CI=3.47, 4.28) to report missing school because of fear.

The mean of the absolute prevalence for missing school through fear was 22.8% for bisexual females, 15.8% for lesbian females, and 6.7% for heterosexual females. The mean of the absolute prevalence was 22.6% for bisexual males, 14.5% for gay males, and 7.8% for heterosexual males.

Analyses of the relationship between sexual orientation and missing school through fear were based on 18 school-based studies (with a total of 31 effect-size estimates) in 9 geographic areas. The characteristics for each study are also summarized in Table 3 and Figure 4[ID]FIG4[ID]. The range of individual effects in terms of odds ratios was 1.51–6.53 . Of all individual effects, 33% were between 1.51 and 2.99, 50% were between 3.00 and 4.99, and 17% were between 5.00 and 6.53. The average number of effect-size estimates tested within each study was 1.77 and ranged from 1 to 12. Sensitivity analyses showed that when the overall effect was recalculated with each study removed, the reestimated effect sizes ranged from 3.65 to 3.97.

Regardless of which study was removed, the overall tests of significance remained significant ($P < .001$). Begg and Mazumdar's rank correlation test ($P = .79$) and Egger's linear regression test ($P = .20$) suggested that there was no significant relationship between the standard errors and the effect sizes. We also examined funnel plots. Results suggested that studies with small samples were not associated disproportionately with large effects. Orwin's fail-safe N test suggested that 457 missing studies with null effects (OR=1.00) would be needed to decrease the overall effect size to a trivial size (OR=1.05). Cochran's Q test showed that the effects were significantly heterogeneous ($Q_{16} = 42.10$, $P < .001$).

Publisher: APHA; Journal: AJPH:American Journal of Public Health; Copyright:
Volume: 101; Issue: 3; Manuscript: 190009; Month: ; Year: 2010

DOI: ; TOC Head: ; Section Head: ; Article Type: RESEARCH AND PRACTICE

Gender, Decade of Survey Administration, Dimension Used to Assess Sexual Orientation, and Bisexuality Status as Potential Moderators

Assault by peers.

Gender moderated the association between sexual orientation and assault ($Q_1=14.64$, $P<.001$). Compared with female sexual nonminority individuals, female sexual minority individuals were 2.3 times more likely (OR=3.31; 95% CI=2.82, 3.89) to experience assault. Compared with male sexual nonminority individuals, male sexual minority individuals were 1.03 times more likely (OR=2.03; 95% CI=1.68, 2.46) to experience assault. The estimate for the overall relationship comparing sexual minority and sexual nonminority individuals changed from 2.68 to 2.73 when we took gender group differences into account using a mixed-effects model. Decade of survey administration, dimension used to assess sexual orientation, and bisexuality status were not found to moderate the association between sexual orientation and assault.

Missing school through fear.

Sexual orientation status moderated the association between sexual orientation and missing school because of fear ($Q_1=23.960$, $P=.001$). Compared with heterosexual individuals, bisexual adolescents were 3.3 times more likely (OR=4.32; 95% CI=3.53, 5.30) to experience missing school. Compared with heterosexual adolescents, gay and lesbian adolescents were 1.2 times more likely (OR=2.18; 95% CI=1.81, 2.62) to miss school. The estimate for the overall relationship comparing sexual minority and sexual nonminority individuals changed from 3.85 to 3.42 when we took sexual orientation status into account using a mixed-effects model. Decade of survey administration, dimension used to assess sexual orientation, and gender were not found to moderate the association between sexual orientation and assault.

DISCUSSION

In this meta-analysis, we found a particularly robust pattern of effects such that, compared with sexual nonminority individuals, sexual minority individuals were 3.8 times more likely to experience childhood sexual abuse, 1.2 times more likely to be physically abused by a parent or guardian, 1.7 times more likely to be threatened or injured with a weapon or otherwise assaulted by a peer at school, and 2.4 times more likely to miss school because of fear. Not only was the average disparity across studies large, but nearly all of the studies indicated significant group differences in childhood sexual abuse, parental physical abuse, and peer victimization.

Beyond disparities in rates of abuse, we found that gender moderated the relationship between sexual orientation and childhood sexual abuse in that the disparity in sexual abuse between sexual orientation groups was greater for males than females. Studies revealed high rates of sexual abuse among bisexual female, lesbian, bisexual male, gay male, and heterosexual female adolescents (40%, 32%, 24%, 21%, and 17%, respectively), compared with 5% of heterosexual male adolescents reporting having been sexually abused. Gender also moderated the relationship between sexual orientation and being threatened or injured with a weapon or otherwise assaulted in that the disparity between sexual orientation groups was greater for females than males. Bisexuality moderated the relationships between sexual orientation and parental physical and between sexual orientation and missing school through fear in that the disparities between bisexual and heterosexual adolescents were larger than those between gay or lesbian and heterosexual adolescents.

The decade in which studies were administered did not moderate the relationship between sexual orientation and abuse. We had hypothesized that the abuse of sexual minority youths

Publisher: APHA; Journal: AJPH:American Journal of Public Health; Copyright:
Volume: 101; Issue: 3; Manuscript: 190009; Month: ; Year: 2010

DOI: ; TOC Head: ; Section Head: ; Article Type: RESEARCH AND PRACTICE
would have decreased as these individuals have found more acceptance and support in some parts of the United States. In fact, disparities in prevalence rates of sexual abuse, parental physical abuse, and peer victimization between sexual minority and sexual nonminority youths did not change from the 1990s to the first decade of the 2000s. Geographic areas that assess sexual orientation in youth surveys may be areas that are more supportive of sexual minority youths. It could be that such environments motivate sexual minority youths to identify themselves publicly, thus becoming targets for abuse. Additional research is needed to determine whether this hypothesis is correct.

There are several limitations associated with this study. These data were collected through retrospective self-reports, which may be biased. Second, it was not possible to test for ethnic and racial differences because of the lack of diversity within the studies themselves. Third, studies did not collect data or test possible factors such as disclosure of one's sexual orientation, gender-role nonconforming behavior, age of achieving various gay-related developmental milestones, various coping strategies, acculturation into gay communities, and exposure to gay role models, all of which are sexual minority-related factors that may be associated with childhood abuse. This limits our understanding of the mechanisms involved with abuse of sexual minority youths.

The studies also did not measure childhood abuse in terms of age of initiation, frequency, identity of and relationship to perpetrator, and other characteristics of the abuse itself. There were relatively few studies that assessed parental physical abuse and all were based in Minnesota, thus limiting the generalizability of this effect. Tests of moderation necessarily included fewer studies than tests of the overall effect size for each type of abuse, thus decreasing the external validity of the findings. For example, tests of gender as a moderator of the relationship between sexual orientation and childhood sexual abuse could only include studies

Publisher: APHA; Journal: AJPH:American Journal of Public Health; Copyright:
Volume: 101; Issue: 3; Manuscript: 190009; Month: ; Year: 2010

DOI: ; TOC Head: ; Section Head: ; Article Type: RESEARCH AND PRACTICE
that assessed disparities for males and females separately (i.e., studies in British Columbia,
Massachusetts, Minnesota, Seattle, and Vermont). The number of comparisons of individuals
who self-identified as “mostly heterosexual” with heterosexuals was low. These analyses were
therefore not included in the meta-analysis. Studies do suggest, however, that individuals who
self-identify as “mostly heterosexual” are at greater risk for negative outcomes.⁴²

It is well established that childhood physical and sexual abuse and peer victimization are
associated with many short-term⁶²⁻⁶⁴ and long-term^{22,65,66} negative outcomes. Numerous studies
suggest that this is also the case with sexual minority individuals.⁶⁷⁻⁷⁹ Preventing abuse of sexual
minority youths and supporting those who have been victimized will thus decrease morbidity and
possibly mortality during adolescence and adulthood.

Although an exhaustive research agenda for this field is beyond the scope of this article, a
few of many relevant research questions requiring investigation are as follows. (1) What is the
prevalence of childhood abuse among subgroups of sexual minority (e.g., racial/ethnic
minorities) individuals? (2) To what degree do other specific types of victimization (e.g.,
harassment, corporal punishment, interpersonal violence, emotional abuse, sibling assault,
robbery, peer assaults) occur among sexual minorities? (3) How does the nature and impact of
various types of abuse vary across developmental periods of childhood and adolescence? (4)
How do dose (number of attacks) and time (length of attacks) compare among sexual minority
and sexual nonminority youths, and how do these factors relate to outcomes? (5) What sexual
minority-related factors (e.g., gender-role nonconformity; responses to coming out; level of
familial, peer, and community support; age of achievement of gay-related developmental
milestones such as age of self-labeling as gay, of first same-sex sexual activity, of disclosure)
moderate or mediate the relationship between childhood abuse and health outcomes? (6) What

Publisher: APHA; Journal: AJPH:American Journal of Public Health; Copyright:
Volume: 101; Issue: 3; Manuscript: 190009; Month: ; Year: 2010

DOI: ; TOC Head: ; Section Head: ; Article Type: RESEARCH AND PRACTICE

are the help-seeking behaviors of sexual minority youths in response to childhood abuse? And similarly, what are the general coping strategies used or not used by sexual minority youths in response to childhood abuse? (7) What are the responses of caregivers to reports of abuse among sexual minority youths? (8) Who are the perpetrators of various types of childhood abuse? (9) Which youths prove to be resilient in the face of childhood abuse and what factors support such resiliency? (10) How do all of these factors differ by gender, developmental period (e.g., early, middle, late adolescence), and with respect to parental physical abuse vs childhood sexual abuse among sexual minority individuals?

Various theories could be used to support research in this area and to develop prevention and treatment interventions. For example, syndemics theory suggests that interventionists may need to target multiple, interacting psychosocial risk factors to mitigate the negative effects of childhood abuse. Of great importance, theories of stress, coping, and resiliency should provide direction with respect to research and interventions.⁸⁰

It is important to note that organizations as diverse as the American Academy of Pediatrics⁸¹ and the US Department of Veteran Affairs⁸² have stated that sexual abuse does not cause individuals to become gay, lesbian, or bisexual. Sexual minority individuals are instead more likely to be targeted for sexual abuse, as youths who are perceived to be gay, lesbian, or bisexual are more likely to be bullied by their peers.

The treatment of sexual minority youths in various systems (e.g., educational, mental health, medical, social service, criminal, child welfare, religious) needs to be improved as it has been shown that more supportive environments are associated with less abuse of these youth populations.⁵⁷ Policies that protect sexual minority youths and programs that train personnel should be implemented. Interventions that empower youths, regardless of their sexual

Publisher: APHA; Journal: AJPH:American Journal of Public Health; Copyright:
Volume: 101; Issue: 3; Manuscript: 190009; Month: ; Year: 2010

DOI: ; TOC Head: ; Section Head: ; Article Type: RESEARCH AND PRACTICE
orientation, to intervene on behalf of sexual minority youths are needed. Programs are urgently
needed to promote the health of sexual minority youths by providing healthy opportunities for
socialization, support to cope with abuse, role models, and opportunities for engaging in
advocacy.

About the Authors

Mark S. Friedman, Michael P. Marshal, Thomas E. Guadamuz, Chongyi Wei, and Ron Stall are
with the Department of Behavioral and Community Health Sciences and the Center for Research
on Health and Sexual Orientation, Graduate School of Public Health, University of Pittsburgh,
Pittsburgh, PA. Carolyn F. Wong is with the Children's Hospital Los Angeles, University of
Southern California, Los Angeles, CA. Elizabeth Saewyc is with the School of Nursing,
University of British Columbia, Vancouver.

Correspondence should be sent to Mark S. Friedman, PhD, MSW, MPA, Department of
Behavioral and Community Health Sciences, Graduate School of Public Health, University of
Pittsburgh, 130 DeSoto St, 220 Parran Hall, Pittsburgh, PA 15261 (e-mail: msf11@pitt.edu).

Reprints can be ordered at <http://www.ajph.org> by clicking the "Reprints/Eprints" link.

Contributors

M.|S. Friedman conceptualized the study, led data retrieval, coding and analysis activities, and
wrote most of the manuscript. M.|P. Marshal helped to conceptualize the study, provided
consultation with respect to data coding, participated extensively in data analysis, and wrote
parts of the manuscript. T.|E. Guadamuz, C. Wei, and C.|F. Wong participated in data retrieval
and coding and provided extensive feedback about all drafts of the manuscript. E. Saewyc
assisted in securing several data sets, participated in data analysis, and reviewed drafts of the

Publisher: APHA; Journal: AJPH:American Journal of Public Health; Copyright:
Volume: 101; Issue: 3; Manuscript: 190009; Month: ; Year: 2010
DOI: ; TOC Head: ; Section Head: ; Article Type: RESEARCH AND PRACTICE
manuscript. R. Stall helped to conceptualize the study and participated in writing and reviewing
the manuscript.

Acknowledgments

This research was supported by the National Institute of Mental Health (grant 5K01MH080648-02).

This article is dedicated to the memory of Matthew Shepard and other victims of violence.

We thank Yuko Homma, MS, for assistance with data analysis under the guidance of Elizabeth Saewyc, the Minnesota Department of Health for access to the Minnesota Student Surveys, and the McCreary Centre Society for access to the British Columbia Adolescent Health Surveys.

Human Participant Protection

This study was approved by the institutional review board of the University of Pittsburgh.

References

1. Jones L, Finkelhor D. *Updated Trends in Child Maltreatment, 2007*. Durham, NH: Crimes Against Children Research Center; 2009.
2. Dinkes R, Forrest Cataldi E, Kena G, Baum K. *Indicators of School Crime and Safety*. Washington, DC: US Dept of Education, US Dept of Justice; 2006.
3. *Child Maltreatment 2007*. Washington, DC: US Dept of Health and Human Services, Administration on Children, Youth and Families; 2009.
4. Nansel TR, Overpeck M, Pilla RS. Bullying behaviors among US youth: prevalence and association with psychosocial adjustment. *JAMA*. 2001;285(16):2094–2100.

Publisher: APHA; Journal: AJPH:American Journal of Public Health; Copyright:
Volume: 101; Issue: 3; Manuscript: 190009; Month: ; Year: 2010

DOI: ; TOC Head: ; Section Head: ; Article Type: RESEARCH AND PRACTICE

5. Wang J, Iannotti RJ, Nansel TR. School bullying among adolescents in the United States:

physical, verbal, relational, and cyber. *J Adolesc Health*. 2009;45:368–375.

6. Day A, Thurlow K, Woolliscroft J. Working with childhood sexual abuse: a survey of mental health professionals. *Child Abuse Negl*. 2003;27(2):191–198.

7. Ryan G, Lane S, eds. *Juvenile Sex Offending: Causes, Consequences, and Correction*. San Francisco, CA: Jossey-Bas Publishers; 1997.

8. Walrath C, Ybarra M, Holden W, Liao Q, Santiago R, Leaf R. Children with reported histories of sexual abuse: utilizing multiple perspectives to understand clinical and psychological profiles. *Child Abuse Negl*. 2003;27(5):509–524.

9. Paolucci EO, Genuis ML, Violato C. A meta-analysis of the published research on the effects of child sexual abuse. *J Psychol*. 2001;135(1):17–36.

10. Putnam FW. Ten year research update review: child sexual abuse. *J Am Acad Child Adolesc Psychiatry*. 2003;42(3):269–278.

11. Myers JEB, Berliner L, Briere J, Jenny C, Hendrix CT, Reid T, eds. *The APSAC (American Professional Society on the Abuse of Children) Handbook on Child Maltreatment*. 3rd Ed. Thousand Oaks, CA: SAGE Publications, Inc; 2010.

12. Johnson R, Rew L, Sternglanz RW. The relationship between childhood sexual abuse and sexual health practices of homeless adolescents. *Adolescence*. 2006;41(162):221–234.

13. English DJ, Upadhyaya MP, Litrownik AJ, et al. Maltreatment's wake: the relationship of maltreatment dimensions to child outcomes. *Child Abuse Negl*. 2005;29(5):597–619.

Publisher: APHA; Journal: AJPB:American Journal of Public Health; Copyright:
Volume: 101; Issue: 3; Manuscript: 190009; Month: ; Year: 2010

DOI: ; TOC Head: ; Section Head: ; Article Type: RESEARCH AND PRACTICE

14. Trickett PK, McBride-Chang C. The developmental impact of different forms of child abuse and neglect. *Dev Rev.* 1995;15(3):311–337.
15. Kaplan SJ, Labruna V, Pecovitz D, Salzinger S. Physically abused adolescents: behavior problems, functional impairment, and comparison of informants. *Pediatrics.* 1999;104(1):43–49.
16. Williams K, Chambers M, Logan S, Robinson D. Association of common health symptoms with bullying in primary school children. *BMJ.* 1996;313(7048):17–19.
17. Juvonen J, Graham S, eds. *Peer Harassment in School: The Plight of the Vulnerable and the Victimized.* New York, NY: Guildford Press; 2001.
18. Rigby K. Effects of peer victimization in schools and perceived social support on adolescent well-being. *J Adolesc.* 2000;23(1):57–68.
19. Schwartz D, Gorman A, Nakamoto J, Tobin R. Victimization in the peer group and children's academic functioning. *J Educ Psychol.* 2005;97(3):425–435.
20. Kumpulainen K, Rasanen E, Henttonen I, et al. Bullying and psychiatric symptoms among elementary school-aged children. *Child Abuse Negl.* 1998;22(7):705–717.
21. Springer KW, Sheridan J, Kuo D, Carnes M. Long-term physical and mental health consequences of childhood physical abuse: results from a large population-based sample of men and women. *Child Abuse Negl.* 2007;31(5):517–530.
22. Springer KW, Sheridan J, Kuo D, Carnes M. The long-term health outcomes of childhood abuse: an overview and a call to action. *J Gen Intern Med.* 2003;18(10):864–870.

Publisher: APHA; Journal: AJPB:American Journal of Public Health; Copyright:
Volume: 101; Issue: 3; Manuscript: 190009; Month: ; Year: 2010

DOI: ; TOC Head: ; Section Head: ; Article Type: RESEARCH AND PRACTICE

23. Dube SR, Felitti VJ, Dong M, Giles WH, Anda RF. The impact of adverse childhood experiences on health problems: evidence from four birth cohorts dating back to 1900. *Prev Med.* 2003;37(3):268–277.
24. Chaffin M, Kelleher K, Hollenberg J. Onset of physical abuse and neglect: psychiatric, substance abuse, and social risk factors from prospective community data. *Child Abuse Negl.* 1996;20(3):191–203.
25. Belsky J. Etiology of child maltreatment: a developmental-ecological analysis. *Psychol Bull.* 1993;114(3):413–434.
26. Barboza GE, Schiamberg LB, Oehmke J, Korzeniewski SJ, Post LA, Heraux CG. Individual characteristics and the multiple contexts of adolescent bullying: an ecological perspective. *J Youth Adolesc.* 2009;38(1):101–121.
27. Austin SB, Jun HJ, Jackson B, et al. Disparities in child abuse victimization in lesbian, bisexual, and heterosexual women in the Nurses' Health Study II. *J Womens Health (Larchmt).* 2008;17(4):597–606.
28. Austin SB, Roberts AL, Corliss HL, Molnar BE. Sexual violence victimization history and sexual risk indicators in a community-based urban cohort of “mostly heterosexual” and heterosexual young women. *Am J Public Health.* 2008;98(6):1015–1020.
29. Balsam KF, Huang B, Fieland KC, Simoni JM, Walters KL. Culture, trauma, and wellness: a comparison of heterosexual and lesbian, gay, bisexual, and two-spirit Native Americans. *Cultur Divers Ethnic Minor Psychol.* 2004;10(3):287–301.
30. Balsam KF, Rothblum ED. Victimization over the life span: a comparison of lesbian, gay, bisexual, and heterosexual siblings. *J Consult Clin Psychol.* 2005;73(3):477–487.

Publisher: APHA; Journal: AJPH:American Journal of Public Health; Copyright:
Volume: 101; Issue: 3; Manuscript: 190009; Month: ; Year: 2010

DOI: ; TOC Head: ; Section Head: ; Article Type: RESEARCH AND PRACTICE

31. Bontempo DE, D'Augelli AR. Effects of at-school victimization and sexual orientation on lesbian, gay, or bisexual youths' health risk behaviors. *J Adolesc Health*. 2002;30(5):364–374.
32. Cooperman NA, Simoni JM, Lockhart DW. Abuse, social support, and depression among HIV-positive heterosexual, bisexual, and lesbian women. *J Lesbian Stud*. 2003;7(4):49–66.
33. Corliss HL, Cochran SD, Mays VM. Reports of parental maltreatment during childhood in a United States population-based survey of homosexual, bisexual, and heterosexual adults. *Child Abuse Negl*. 2002;26(11):1165–1178.
34. Finlinson HA, Robles RR, Colon HM, et al. Puerto Rican drug users' experiences of physical and sexual abuse: comparisons based on sexual identities. *J Sex Res*. 2003;40(3):277–285.
35. Hughes TL, Johnson T, Wilsnack SC. Sexual assault and alcohol abuse: a comparison of lesbians and heterosexual women. *J Subst Abuse*. 2001;13(4):515–532.
36. Rew L, Whittaker TA, Taylor-Seehafer A, Smith LR. Sexual health risks and protective resources in gay, lesbian, bisexual, and heterosexual homeless youth. *J Spec Pediatr Nurs*. 2005;10(1):11–19.
37. Rivers I, Noret N. Well-being among same-sex- and opposite-sex-attracted youth at school. *School Psych Rev*. 2008;37(2):174–187.
38. Robin L, Brener ND, Donahue SF, Hack T, Hale K, Goodenow C. Associations between health risk behaviors and opposite-, same-, and both-sex sexual partners in representative samples of Vermont and Massachusetts high school students. *Arch Pediatr Adolesc Med*. 2002;156(4):349–355.

Publisher: APHA; Journal: AJPB:American Journal of Public Health; Copyright:
Volume: 101; Issue: 3; Manuscript: 190009; Month: ; Year: 2010

DOI: ; TOC Head: ; Section Head: ; Article Type: RESEARCH AND PRACTICE

39. Russell ST, Franz BT, Driscoll AK. Same-sex romantic attraction and experiences of violence in adolescence. *Am J Public Health*. 2001;91(6):903–906.
40. Saewyc EM, Bearinger LH, Blum RW, Resnick MD. Sexual intercourse, abuse and pregnancy among adolescent women: does sexual orientation make a difference? *Fam Plann Perspect*. 1999;31(3):127–131.
41. Saewyc EM, Skay CL, Pettingell SL, et al. Hazards of stigma: the sexual and physical abuse of gay, lesbian, and bisexual adolescents in the United States and Canada. *Child Welfare*. 2006;85(2):195–213.
42. Tomeo ME, Templer DI, Anderson S, Kotler D. Comparative data of childhood and adolescence molestation in heterosexual and homosexual persons. *Arch Sex Behav*. 2001;30(5):535–541.
43. Wolitski RJ, Stall R, Valdiserri RO, eds. *Unequal Opportunity: Health Disparities Affecting Gay and Bisexual Men in the United States*. New York, NY: Oxford Press; 2008.
44. Marshal MP, Friedman MS, Stall R, et al. Sexual orientation and adolescent substance use: a meta-analysis and methodological review. *Addiction*. 2008;103(4):546–556.
45. Saewyc EM, Skay CL, Hynds P, et al. Suicidal ideation and attempts in North American school-based surveys: are bisexual youth at increasing risk? *J LGBT Health Res*. 2007;3(2):25–36.
46. Savin-Williams RC. *The New Gay Teenager*. Cambridge, MA: Harvard University Press; 2005.

Publisher: APHA; Journal: AJPH:American Journal of Public Health; Copyright:
Volume: 101; Issue: 3; Manuscript: 190009; Month: ; Year: 2010

DOI: ; TOC Head: ; Section Head: ; Article Type: RESEARCH AND PRACTICE

47. Remafedi G, French S, Story M, Resnick MD, Blum R. The relationship between suicide risk and sexual orientation: results of a population-based study. *Am J Public Health*. 1998;88(1):57–60.
48. Whitbeck LB, Chen X, Hoyt DR, Tyler KA, Johnson KD. Mental disorder, subsistence strategies, and victimization among gay, lesbian, and bisexual homeless and runaway adolescents. *J Sex Res*. 2004;41(4):329–342.
49. Tyler KA. A comparison of risk factors for sexual victimization among gay, lesbian, bisexual, and heterosexual homeless young adults. *Violence Vict*. 2008;23(5):586–602.
50. Hughes TL, Haas AP, Razzano LA, Cassidy R, Matthews AK. Comparing lesbians' and heterosexual women's mental health: a multi-site survey. *J Gay Lesbian Soc Serv*. 2000;11(1):57–69.
51. Gruber JE, Fineran S. Comparing the impact of bullying and sexual harassment victimization on the mental and physical health of adolescents. *Sex Roles*. 2008;59(1–2):1–13.
52. Williams T, Connolly J, Pepler D, Craig W. Questioning and sexual minority adolescents: high school experiences of bullying, sexual harassment and physical abuse. *Can J Commun Ment Health*. 2003;22(2):47–57.
53. Poteat VP, Aragon SR, Espelage DL, Koenig BW. Psychosocial concerns of sexual minority youth: complexity and caution in group differences. *J Consult Clin Psychol*. 2009;77(1):196–201.
54. Boulder County Public Health. YRBS Results for Boulder Valley School District: Section 2: Results by Sexual Orientation. Available at

Publisher: APHA; Journal: AJPB:American Journal of Public Health; Copyright:
Volume: 101; Issue: 3; Manuscript: 190009; Month: ; Year: 2010
DOI: ; TOC Head: ; Section Head: ; Article Type: RESEARCH AND PRACTICE
<http://www.bouldercounty.org/find/library/help/bvsdsection2.pdf>. Accessed on January 8,
2010.

55. Wisconsin Division of Public Health, in collaboration with Diverse and Resilient Inc.
*Wisconsin Youth Risk Behavior Survey (YRBS) 2007—Risk Behaviors and Factors of Youth
Engaging in Same-Sex Sexual Behaviors*. Madison, WI: Wisconsin Division of Public
Health; 2009.
56. Faulkner AH, Cranston K. Correlates of same-sex sexual behavior in a random sample of
Massachusetts high school students. *Am J Public Health*. 1998;88(2):262–266.
57. Goodenow C, Szalacha L, Westheimer K. School support groups, other school factors, and
the safety of sexual minority adolescents. *Psychol Sch*. 2006;43(5):573–589.
58. Espelage DL, Aragon SR, Birkett M, Koenig BW. Homophobic teasing, psychological
outcomes, and sexual orientation among high school students: what influence do parents and
schools have? *School Psych Rev*. 2008;37(2):202–216.
59. Williams T, Connolly J, Pepler D, Craig W. Peer victimization, social support, and
psychosocial adjustment of sexual minority adolescents. *J Youth Adolesc*. 2005;34(5):471–
482.
60. Borenstein M, Hedges LV, Higgins JPT, Rothstein HR. *Introduction to Meta-Analysis*.
Chichester, UK: John Wiley & Sons; 2009.
61. Greenhouse T, Iyengar S. Sensitivity analysis and diagnostics. In: Cooper H, Hedges LV,
eds. *The Handbook of Research Synthesis*. New York, NY: Russell Sage Foundation;
1994:383–398.

Publisher: APHA; Journal: AJPH:American Journal of Public Health; Copyright:
Volume: 101; Issue: 3; Manuscript: 190009; Month: ; Year: 2010

DOI: ; TOC Head: ; Section Head: ; Article Type: RESEARCH AND PRACTICE

62. Widom CS, White HR. Problem behaviors in abused and neglected children grown up:

prevalence and co-occurrence of substance abuse, crime, and violence. *Crim Behav Ment Health*. 1997;7(4):287–310.

63. Berliner L, Elliott DM. Sexual abuse of children. In: Myers JEB, Berliner L, Briere J, Hendrix CT, Reid T, Jenny C, eds. *The APSAC Handbook on Child Maltreatment*. 2nd ed. Newbury Park, CA: Sage Publications; 2002: 215-232.

64. Kolko DJ. Child physical abuse. In: Myers JEB, Berliner L, Briere J, Hendrix CT, Reid T, Jenny C, eds. *The APSAC Handbook on Child Maltreatment*. 2nd ed. Newbury Park, CA: Sage Publications; 2002:21–54.

65. Silverman AB, Reinherz HZ, Giaconia RM. The long-term sequelae of child and adolescent abuse: a longitudinal community study. *Child Abuse Negl*. 1996;20(8):709–723.

66. Beitchman JH, Zucker KJ, Hood JE, daCosta GA, Akman D, Cassavia E. A review of the long-term effects of child sexual abuse. *Child Abuse Negl*. 1992;16(1):101–118.

67. Bartholow BN, Doll LS. Emotional, behavioral, and HIV risks associated with sexual abuse among adult homosexual and bisexual men. *Child Abuse Negl*. 1994;18(9):747–761.

68. Friedman MS, Marshal MP, Wright ER, Cheong J, Stall R. Gay-related development, early abuse, and adult health outcomes among gay males. *AIDS Behav*. 2009;12(6):891–902.

69. Brennan DJ, Hellerstedt WL, Ross MW, Welles SL. History of childhood sexual abuse and HIV risk behaviors in homosexual and bisexual men. *Am J Public Health*. 2007;97(6):1107–1112.

Publisher: APHA; Journal: AJPH:American Journal of Public Health; Copyright:
Volume: 101; Issue: 3; Manuscript: 190009; Month: ; Year: 2010

DOI: ; TOC Head: ; Section Head: ; Article Type: RESEARCH AND PRACTICE

70. Carballo-Diequez A, Dolezal C. Association between history of childhood sexual abuse and adult HIV-risk sexual behavior in Puerto Rican men who have sex with men. *Child Abuse Negl.* 1995;19(5):595–605.
71. Feldman MB, Meyer IH. Childhood abuse and eating disorders in gay and bisexual men. *Int J Eat Disord.* 2007;40(5):418–423.
72. Jinich S, Paul JP, Stall R, et al. Childhood sexual abuse and HIV risk-taking behavior among gay and bisexual men. *AIDS Behav.* 1998;2(1):41–51.
73. Kalichman SC, Benotsch E, Rompa D, et al. Unwanted sexual experiences and sexual risks in gay and bisexual men: associations among revictimization, substance use, and psychiatric symptoms. *J Sex Res.* 2001;38(1):1–9.
74. Matthews AK, Hughes TL, Johnson T, Razzano LA, Cassidy R. Prediction of depressive distress in a community sample of women: the role of sexual orientation. *Am J Public Health.* 2002;92(7):1131–1139.
75. Paul J, Catania JA, Pollack L, et al. Suicide attempts among gay and bisexual men: lifetime prevalence and antecedents. *Am J Public Health.* 2002;92(8):1338–1345.
76. Rosario M, Schrimshaw EW, Hunter J. Predictors of substance use over time among gay, lesbian, and bisexual youths: an examination of three hypotheses. *Addict Behav.* 2004;29(8):1623–1631.
77. Robohm JS, Litzenberger BW, Pearlman LA. Sexual abuse in lesbian and bisexual young women: associations with emotional/behavioral difficulties, feeling about sexuality, and the “coming out” process. *J Lesbian Stud.* 2003;7(4):31–47.

Publisher: APHA; Journal: AJPH:American Journal of Public Health; Copyright:
Volume: 101; Issue: 3; Manuscript: 190009; Month: ; Year: 2010

DOI: ; TOC Head: ; Section Head: ; Article Type: RESEARCH AND PRACTICE

78. Strathdee S, Hogg RS, Martindale SL, et al. Determinants of sexual risk-taking among young HIV-negative gay and bisexual men. *J Acquir Immune Defic Syndr*. 1998;19(1):61–66.
79. Welch S, Collings S, Howden-Chapman P. Lesbians in New Zealand: their mental health and satisfaction with mental health services. *Aust N Z J Psychiatry*. 2000;34(2):256–263.
80. Sandler IN, Wolchik SA, MacKinnon D, Ayers TS, Roosa MW. Developing linkages between theory and intervention in stress and coping processes. In: Wolchick SA, Sandler IN, eds. *Handbook of Children's Coping: Linking Theory and Intervention*. New York, NY: Plenum Press; 1997.
81. Frankowski BL, Committee on Adolescence. Sexual orientation and adolescence. *Pediatrics*. 2004;113(6):1827–1832.
82. US Dept of Veteran Affairs, National Center for Posttraumatic Stress Disorder. Men and sexual trauma. Available at: <http://www.ptsd.va.gov/public/pages/men-sexual-trauma.asp>
Accessed on January 8, 2010.

FIGURE 1—Study effects and 95% confidence intervals for studies testing the association between sexual orientation and childhood (under age 18) sexual abuse.

FIGURE 2—Study effects and 95% confidence intervals for studies testing the association between sexual orientation and parental abuse.

FIGURE 3—Study effects and 95% confidence intervals for studies testing the association between sexual orientation and assault by peers.

Publisher: APHA; Journal: AJPH:American Journal of Public Health; Copyright:
 Volume: 101; Issue: 3; Manuscript: 190009; Month: ; Year: 2010
 DOI: ; TOC Head: ; Section Head: ; Article Type: RESEARCH AND PRACTICE
 FIGURE 4—Study effects and 95% confidence intervals for studies testing the association

between sexual orientation and missing school through fear.

TABLE 1—Descriptive Statistics and Study Characteristics for Studies Testing the Association
 Between Sexual Orientation and Childhood Sexual Abuse

Location, Year of Administration	First Author, Publication Year	Survey Name	Sexual Minority Group (n)	Heterosexual Comparison Group (n)	Effect Size (OR)	Type of Abuse	Grade or Age
Boulder, CO, 2003	BVSD, 2010 ^{5a}	YRBS	Lesbian, gay, bisexual, unsure, female and male (59)	Female and male (991)	12.49	FS/SA	7–12
British Columbia, 1992	Saewyc, 2010 ^a	BCAHS	Lesbian female (203)	Female (110 080)	2.88	FS/SA	7–12
			Bisexual female (2112)	Female (110 080)	1.80		
			Gay male (546)	Male (109 689)	9.02		
			Bi sexual male (1909)	Male (109 689)	5.43		
British Columbia, 1998	Saewyc, 2010	BCAHS	Lesbian Female (447)	Female (132 767)	1.86	FS/SA	7–12
			Bisexual female (2721)	Female (132 767)	2.71		
			Gay male (1158)	Male (124 866)	11.18		
			Bisexual male (1528)	Male (124 866)	10.69		
British Columbia, 2003	Saewyc, 2010	BCAHS	Lesbian Female (465)	Female (110 651)	3.32	FS/SA	7–12
			Bi Female (4151)	Female (110 651)	4.56		
			Gay Male (762)	Male (117 624)	3.07		
			Bi Male (1167)	Male (117 624)	8.49		
British Columbia, 2008	Saewyc, 2010	BCAHS	Lesbian female (669)	Female (115 593)	5.82	FS/SA	7–12
			Bisexual female (4458)	Female (115 593)	4.62		
			Gay male (1477)	Male (115 347)	12.25		
			Bisexual male (1147)	Male (115 347)	11.27		
Chicago, IL, 2007	Chicago, 2010 ^b	YRBS	Lesbian and gay, female and male (32)	Female and male (951)	4.51	FSI	9–12

Publisher: APHA; Journal: AJPH:American Journal of Public Health; Copyright:
 Volume: 101; Issue: 3; Manuscript: 190009; Month: ; Year: 2010
 DOI: ; TOC Head: ; Section Head: ; Article Type: RESEARCH AND PRACTICE

			Bisexual female and male (46)	Female and male (951)	6.38			
Delaware, 2007	Delaware, 2010 ^c	YRBS	Lesbian, gay, and bisexual female and male (130)	Female and male (2428)	6.65	FSA	9-12	S
Massachusetts, 1995, 1997	Robin, 2002 ³⁸	YRBS	Lesbian and gay, female and male (106)	Female and male	1.04	FSI	9-12	E
			Bisexual female and male (122)	Female and male (3948)	7.32			
Massachusetts, 1999	Goodenow, 2006 ⁵⁷	YRBS	Lesbian, gay, and bisexual female and male (202)	Female and male (3534)	5.25	FSC	9-12	E
Massachusetts, 2003	Goodenow, 2010 ^d	YRBS	Lesbian, gay, and bisexual female and male (217)	Female and male (3407)	7.98	FSA	9-12	E
Massachusetts, 2005	Goodenow, 2010	YRBS	Lesbian, gay, and bisexual female and male (211)	Female and male (3311)	5.25	FSA	9-12	E
Massachusetts, 2007	Goodenow, 2010	YRBS	Lesbian, gay, and bisexual female and male (169)	Female and male (2901)	5.11	FSA	9-12	S
Minnesota, 1987	Saewyc, 1999 ⁴⁰	MSS	Lesbian and bisexual female (182)	Female and male (1881)	1.56	FSA	9-12	S
Minnesota, 1992		YRBS	Lesbian female (46)	Female (11 534)	2.04	FSA	<18 y	E
			bisexual female(281)	Female (11 534)	1.24	FSA		
			gay male (175)	Male (11 603)	4.27	FSA		
			bisexual male (1208)	Male (11 603)	5.49	FSA		
Minnesota, 1998	Saewyc, 2010 ^a	YRBS	Lesbian female (51)	Female (10 374)	2.49	FSA	9-12	E
			bisexual female(405)	Female (10 374)	2.54	FSA		
			Gay male (177)	Male (9600)	4.14	FSA		

Publisher: APHA; Journal: AJPH:American Journal of Public Health; Copyright:
 Volume: 101; Issue: 3; Manuscript: 190009; Month: ; Year: 2010
 DOI: ; TOC Head: ; Section Head: ; Article Type: RESEARCH AND PRACTICE

			bisexual male (1354)	Male (9600)	5.54	FSA	
Minnesota, 2001	Saewyc, 2010	YRBS	Lesbian female (66)	Female (10 144)	1.83	FSA	9-12
			bisexual female(579)	Female (10 144)	2.95	FSA	
			Gay male (169)	Male (9045)	5.79	FSA	
			bisexual male (1203)	Male (9045)	7.57	FSA	
Minnesota, 2004	Saewyc, 2010	YRBS	Lesbian female (86)	Female (10 260)	2.81	FSA	9-12
			bisexual female(668)	Female (10 260)	3.42	FSA	
			Gay male (190)	Male (8848)	4.40	FSA	
			bisexual male (1144)	Male (8848)	6.83	FSA	
Minnesota, 2007	Saewyc, 2010	YRBS	Lesbian female (127)	Female (10 819)	2.07	FSA	9-12
			bisexual female (806)	Female (10 819)	2.90	FSA	
			Gay male (301)	Male (9377)	4.66	FSA	
			bisexual male (2012)	Male (9377)	4.95	FSA	
National (NLSAH)	Saewyc, 2006 ⁴¹	NLSAH	Lesbian female (40)	Female (3611)	1.59	FSI	< 18 y
			bisexual female (137)	Female (3611)	2.05	FSI	
Rhode Island, 2007	CPHDASBHS ¹	YRBS	Lesbian, gay, and bisexual female and male (225)	Female and male (1954)	4.10	FSA	9-12
			bisexual female(137)	Female and male (1954)	5.23	FSA	
Seattle, WA, 1995	Saewyc, 2006 ⁴¹	YRBS	Lesbian female (27)	Female (3611)	4.15	FSI	< 18 y
			bisexual female (156)	Female (3611)	2.15	FSI	
			Gay male (46)	Male (3512)	2.91	FSI	
			bisexual male (96)	Male (3512)	7.37	FSI	
Seattle, WA, 1999	Saewyc, 2006	YRBS	Lesbian female (23)	Female (3707)	2.13	FSI	< 18 y
			bisexual female(171)	Female (3707)	3.72	FSI	
			Gay male (38)	Male (3589)	7.67	FSI	
			bisexual male (82)	Male (3589)	8.08	FSI	
Seattle, WA, 2008	Saewyc, 2010 ^a	YRBS	Lesbian, gay, and	Female and male	4.92	FSI	< 18 y

Publisher: APHA; Journal: AJPH:American Journal of Public Health; Copyright:
 Volume: 101; Issue: 3; Manuscript: 190009; Month: ; Year: 2010
 DOI: ; TOC Head: ; Section Head: ; Article Type: RESEARCH AND PRACTICE

			bisexual female and male (101)	(1795)			
Vermont, 1995, 1997	Robin, 2002 ³⁸	YRBS	Lesbian and gay, female and male (279)	Female and male (6893)	1.84	FSI	9–12
			bisexual female and male (336)	Female and male (6893)	4.43	FSI	
Vermont, 2007	Edwards, 2010 ⁶	YRBS	Lesbian and bisexual female (141)	Female (1478)	4.01	FSA	9–12
			Gay and bisexual male (104)	Male (1465)	10.30	FSA	
Wisconsin, 2007	WDPHCDR ⁵⁵	YRBS	Lesbian, gay, and bisexual female and male (111)	Female and male (1181)	4.03	FSA	<18 y

Note. OR|=|odds ratio; SO|=|sexual orientation; BVSD|=|Boulder Valley School District; YRBS|=|Youth Risk Behavioral Surveillance Survey; FS/SA|=|forced sex/sexual abuse; SI|=|self-identification; FSI|=|forced sexual intercourse; FSA|=|forced sexual activity; Beh|=|behavior; MSS|=|Minnesota Student Survey; NLSAH|=|National Longitudinal Study of Adolescent Health; CFHDASBHS|=|Center for Health Data and Analysis School Based Health Studies; Rom Att|=|romantic attraction; WDPHCDR|=|Wisconsin Division of Public Health in Collaboration with Diverse and Resilient Inc.

TABLE 2—Descriptive Statistics and Study Characteristics for Studies Testing the Association Between Sexual Orientation and Parental Physical Abuse

Location, Year of Administration	First Author, Publication Year	Survey Name	Sexual Minority Group (n)	Heterosexual Comparison Group (n)	Effect Size (OR)	Type of Abuse	Grade	SO Marker
Minnesota, 1992	Saewyc, 2006 ⁴¹	YRBS	Bisexual female (281)	Female (11 590)	1.43	PAAH	9–12	Beh
Minnesota, 1992	Saewyc, 2006	YRBS	Lesbian female (45)	Female (11 590)	1.36	PAAH	9–12	Beh
Minnesota, 1992	Saewyc, 2006	YRBS	Bisexual male (1207)	Male (11 636)	2.20	PAAH	9–12	Beh
Minnesota, 1992	Saewyc, 2006	YRBS	Gay male (175)	Male (11 636)	1.49	PAAH	9–12	Beh
Minnesota, 1998	Saewyc, 2006	YRBS	Bisexual female (405)	Female (10 406)	2.29	PAAH	9–12	Beh

Publisher: APHA; Journal: AJPH:American Journal of Public Health; Copyright:
 Volume: 101; Issue: 3; Manuscript: 190009; Month: ; Year: 2010
 DOI: ; TOC Head: ; Section Head: ; Article Type: RESEARCH AND PRACTICE

Minnesota, 1998	Saewyc, 2006	YRBS	Lesbian female (51)	Female (10 406)	3.21	PAAH	9–12	Beh
Minnesota, 1998	Saewyc, 2006	YRBS	Bisexual male (1360)	Male (9606)	2.57	PAAH	9–12	Beh
Minnesota, 1998	Saewyc, 2006	YRBS	Gay male (179)	Male (9606)	1.44	PAAH	9–12	Beh
Minnesota, 2001	Saewyc, 2010 ^a	YRBS	Bisexual female (579)	Female (10 179)	2.33	PA	9–12	Beh
Minnesota, 2001	Saewyc, 2010	YRBS	Lesbian female (66)	Female (10 179)	1.56	PA	9–12	Beh
Minnesota, 2001	Saewyc, 2010	YRBS	Bisexual male (1214)	Male (9064)	2.71	PA	9–12	Beh
Minnesota, 2001	Saewyc, 2010	YRBS	Gay male (169)	Male (9064)	2.18	PA	9–12	Beh
Minnesota, 2004	Saewyc, 2010	YRBS	Bisexual female (672)	Female (10 297)	2.80	PA	9–12	Beh
Minnesota, 2004	Saewyc, 2010	YRBS	Lesbian female (85)	Female (10 297)	2.21	PA	9–12	Beh
Minnesota, 2004	Saewyc, 2010	YRBS	Bisexual male (1153)	Male (8886)	2.84	PA	9–12	Beh
Minnesota, 2004	Saewyc, 2010	YRBS	Gay male (193)	Male (8886)	1.82	PA	9–12	Beh
Minnesota, 2007	Saewyc, 2010	YRBS	Bisexual female (802)	Female (10 777)	2.61	PA	9–12	Beh
Minnesota, 2007	Saewyc, 2010	YRBS	Lesbian female (127)	Female (10 777)	2.08	PA	9–12	Beh
Minnesota, 2007	Saewyc, 2010	YRBS	Bisexual male (2005)	Male (9351)	2.10	PA	9–12	Beh

Note. OR|=odds ratio; SO|=sexual orientation; PHAH|=physical abuse by adult in household; YRBS|=Youth Risk Behavioral Surveillance Survey; PA|=physical abuse; Beh|=behavior.

TABLE 3—Descriptive Statistics and Study Characteristics for Studies Testing the Association Between Sexual Orientation and Peer Victimization

Location, Year of Administration	First Author, Publication Year	Survey Name	Sexual Minority Group (n)	Heterosexual Comparison Group (n)	Effec t Size (OR)	Type of Abuse	Grade or Age	SO Mark er
Boulder, CO, 2003	BVSD, 2010 ⁵⁴	YRBS	Lesbian, gay, and bisexual female and male (59)	Female and male (991)	3.70	T1	9–12	SI
			Lesbian, gay, and bisexual female and male (59)	Female and male (991)	9.05	Scare d		

Comment [d1]: Same request as for other tables.

Publisher: APHA; Journal: AJPB:American Journal of Public Health; Copyright:
 Volume: 101; Issue: 3; Manuscript: 190009; Month: ; Year: 2010
 DOI: ; TOC Head: ; Section Head: ; Article Type: RESEARCH AND PRACTICE

British Columbia, 1998	Saewyc, 2006 ⁴¹	YRBS	Lesbian (390)	Female (130 601)	8.27	AttAs	9-12	SI
			Bisexual female (2827)	Female (130 601)	3.50	AttAs		
			Gay male (1061)	Male (121 636)	2.30	AttAs		
			Bisexual male (1515)	Male (121 636)	2.44	AttAs		
British Columbia, 2003	Saewyc, 2010 ^a	YRBS	Lesbian female (464)	Female (114 192)	4.57	AttAs	9-12	SI
			Bisexual female (4240)	Female (114 192)	4.47	AttAs		
			Gay male (830)	Male (122 086)	0.49	AttAs		
			Bisexual male (1185)	Male (122 086)	2.48	AttAs		
British Columbia, 2003	Saewyc, 2010	YRBS	Lesbian female (657)	Female (112 038)	7.99	AttAs	9-12	SI
			Bisexual female (4336)	Female (112 038)	5.69	AttAs		
			Gay male (1089)	Male (111 310)	2.27	AttAs		
			Bisexual male (1444)	Male (111 310)	4.01	AttAs		
Chicago, IL, 2007	Chicago, 2010 ^b	YRBS	Lesbian and gay, female and male (32)	Female and male (951)	1.54	TI	9-12	SI
Dane County, WI, 2000	Espelage, 2008 ⁵⁸	DCYS	Lesbian, gay, and bisexual female and male (1065)	Female and male (11 924)	1.30	TI	9-12	SI
Dane County, WI, 2005	Poteat, 2009 ⁵³	DCYS	Lesbian and bisexual female (516)	Female (5681)	1.65	TI	9-12	SI
			Gay and bisexual male (556)	Male (5518)	1.24	TI		

Publisher: APHA; Journal: AJPH:American Journal of Public Health; Copyright:
 Volume: 101; Issue: 3; Manuscript: 190009; Month: ; Year: 2010
 DOI: ; TOC Head: ; Section Head: ; Article Type: RESEARCH AND PRACTICE

District of Columbia, 2007	D.C., 2010 ^g	YRBS	Lesbian, gay, and bisexual female and male (124)	Female and male (1351)	2.19	TI	9-12	SI
			Lesbian, gay, and bisexual female and male (124)	Female and male (1351)	3.00	Scared		
Massachusetts, 1993	Faulkner, 1998 ⁵⁶	YRBS	Lesbian and bisexual female and male (105)	Female (1563)	2.35	TI	9-12	Beh
			Lesbian and bisexual female and male (105)	Female (1563)	4.04	Scared		
Massachusetts, 1995, 1997	Robin, 2002 ³⁸	YRBS	Lesbian and gay, female and male (122)	Female and male (3948)	1.52	TI	9-12	Beh
			Bisexual female and male (106)	Female and male (3948)	8.21	TI		
			Lesbian and gay, female and male (122)	Female and male (3948)	1.51	Scared		
			Bisexual female and male (106)	Female and male (3948)	6.53	Scared		
Massachusetts, 1999	Goodenow, 2006 ⁵⁷	YRBS	Lesbian, gay, and bisexual female and male (202)	Female and male (3435)	3.99	TI	9-12	Beh+ ID
			Lesbian, gay, and bisexual female and male (202)	Female and male (3435)	4.14	Scared		
Massachusetts, 2005	Goodenow, 2010 ^d	YRBS	Lesbian, gay, and bisexual female and male (211)	Female and male (3311)	3.04	TI	9-12	SI
			Lesbian, gay, and bisexual female and male (211)	Female and male (3311)	4.77	Scared		

Publisher: APHA; Journal: AJPH:American Journal of Public Health; Copyright:
 Volume: 101; Issue: 3; Manuscript: 190009; Month: ; Year: 2010
 DOI: ; TOC Head: ; Section Head: ; Article Type: RESEARCH AND PRACTICE

Massachusetts, 2003	Goodenow, 2010	YRBS	Lesbian, gay, and bisexual female and male (217)	Female and male (3407)	5.41	TI	9-12	Beh+ ID
			Lesbian, gay, and bisexual female and male (217)	Female and male (3407)	4.16	Scared		
Milwaukee, WI, 2007	Milwaukee, 2010 ^h	YRBS	Lesbian, gay, and bisexual female and male (103)	Female and male (813)	0.98	TI	9-12	Beh
			Lesbian, gay, and bisexual female and male (103)	Female and male (813)	2.29	Scared		
Minnesota, 2001	Saewyc, 2010 ^a	MSS	Lesbian female (65)	Female (10 194)	2.20	TI	9-12	Beh
			Bisexual female (589)	Female (10 194)	2.51	TI		
			Gay male (173)	Male (9100)	1.55	TI		
			Bisexual male (1225)	Male (9100)	1.87	TI		
			Lesbian female (65)	Female (10 194)	2.35	Scared		
			Bisexual female (589)	Female (10 194)	3.80	Scared		
			Gay male (173)	Male (9100)	1.62	Scared		
			Bisexual male (1225)	Male (9100)	3.49	Scared		
Minnesota, 2004	Saewyc, 2010	MSS	Lesbian female (86)	Female (10 309)	4.04	TI	9-12	Beh
			Bisexual female (682)	Female (10 309)	2.83	TI		
			Gay male (195)	Male (9005)	1.47	TI		
			Bisexual male (1186)	Male (9005)	2.04	TI		
			Lesbian female (86)	Female (10 309)	3.29	Scared		

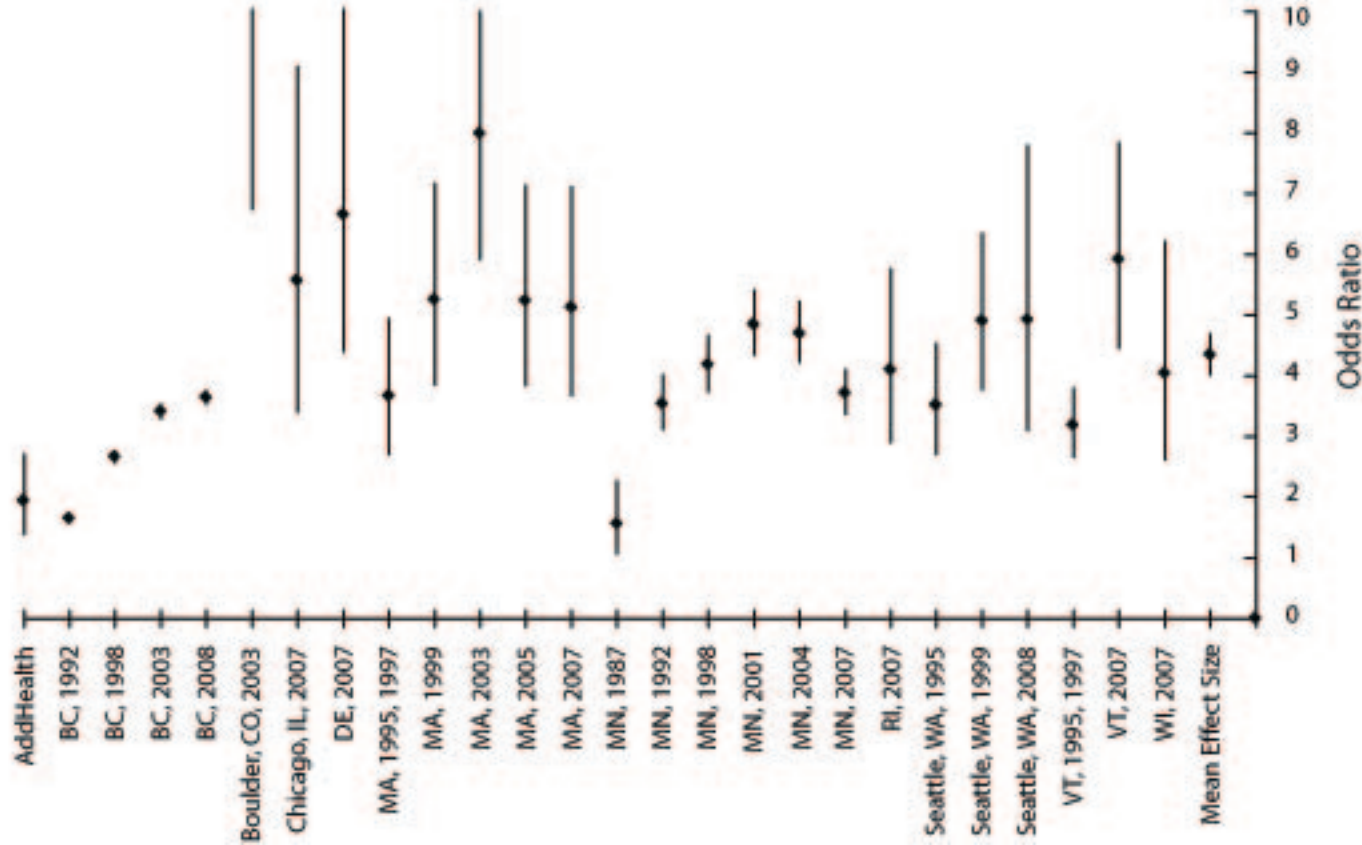
			Bisexual female (682)	Female (10 309)	4.66	Scared		
			Gay male (195)	Male (9005)	2.21	Scared		
			Bisexual male (1186)	Male (9005)	3.93	Scared		
Minnesota, 2007	Saewyc, 2010	MSS	Lesbian female (125)	Female (10 752)	2.50	TI	9-12	Beh
			Bisexual female (811)	Female (10 752)	2.47	TI		
			Gay male (304)	Male (9416)	1.19	TI		
			Bisexual male (2032)	Male (9416)	1.43	TI		
			Lesbian female (125)	Female (10 572)	2.33	Scared		
			Bisexual female (811)	Female (10 572)	3.99	Scared		
			Gay male (304)	Male (9416)	2.28	Scared		
			Bisexual male (2.032)	Male (9416)	3.24	Scared		
NEC, DNI	Gruber, 2008 ⁵¹	LS	Lesbian, gay, and bisexual female and male (46)	Female and male (470)	3.60	TI	14-19	SI
Rhode Island, 2007	CFHDAS BHS ^f	YRBS	Lesbian, gay, and bisexual female and male (225)	Female and male (1984)	3.13	TI	9-12	SI
			Lesbian, gay, and bisexual female and male (225)	Female and male (1984)	4.38	Scared		
Seattle, WA, 1995	Saewyc, 2006 ⁴¹	YRBS	Lesbian, gay, and bisexual female and male (378)	Female and male (8028)	1.92	TI	9-12	SI

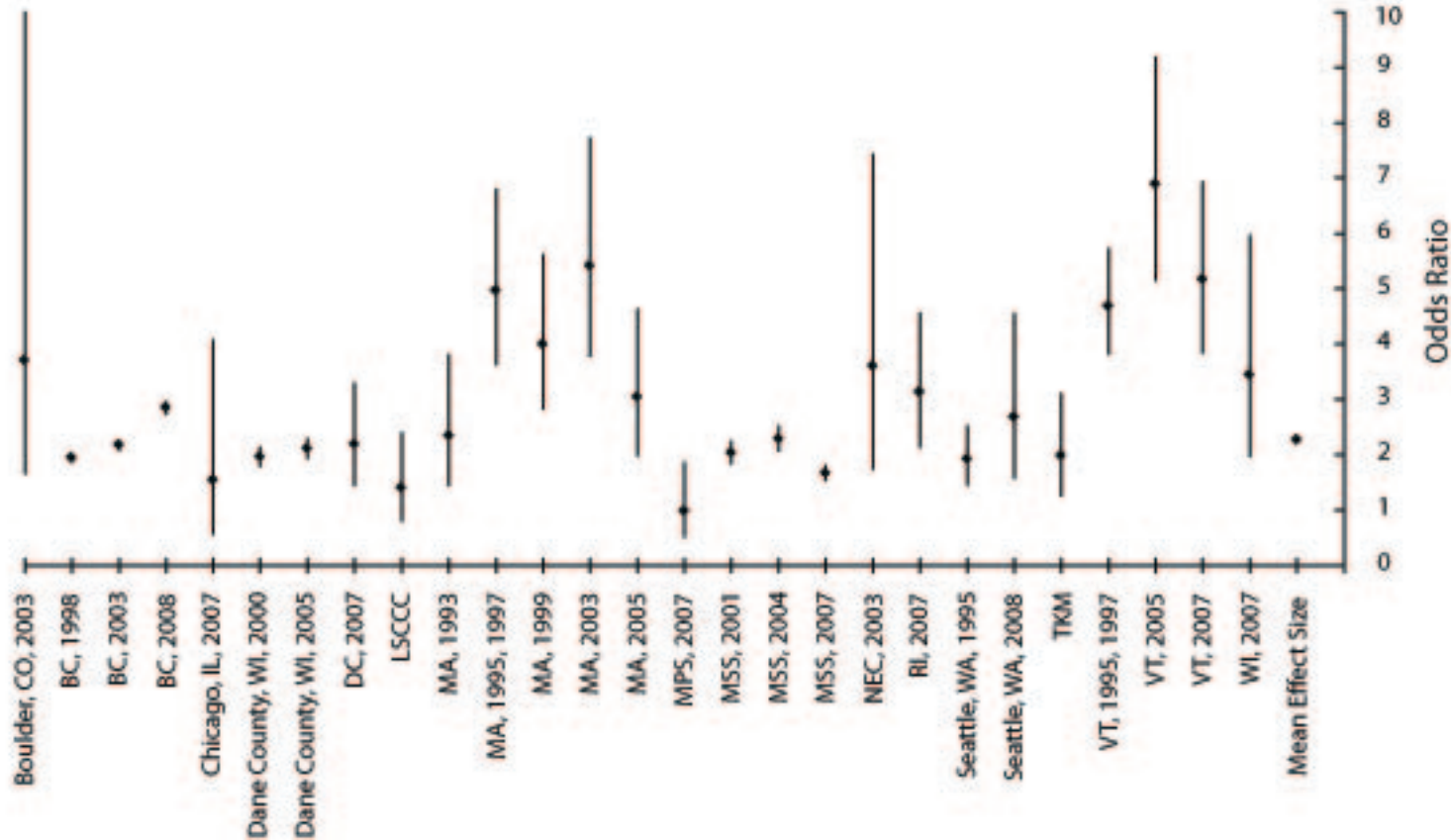
Publisher: APHA; Journal: AJPH:American Journal of Public Health; Copyright:
 Volume: 101; Issue: 3; Manuscript: 190009; Month: ; Year: 2010
 DOI: ; TOC Head: ; Section Head: ; Article Type: RESEARCH AND PRACTICE

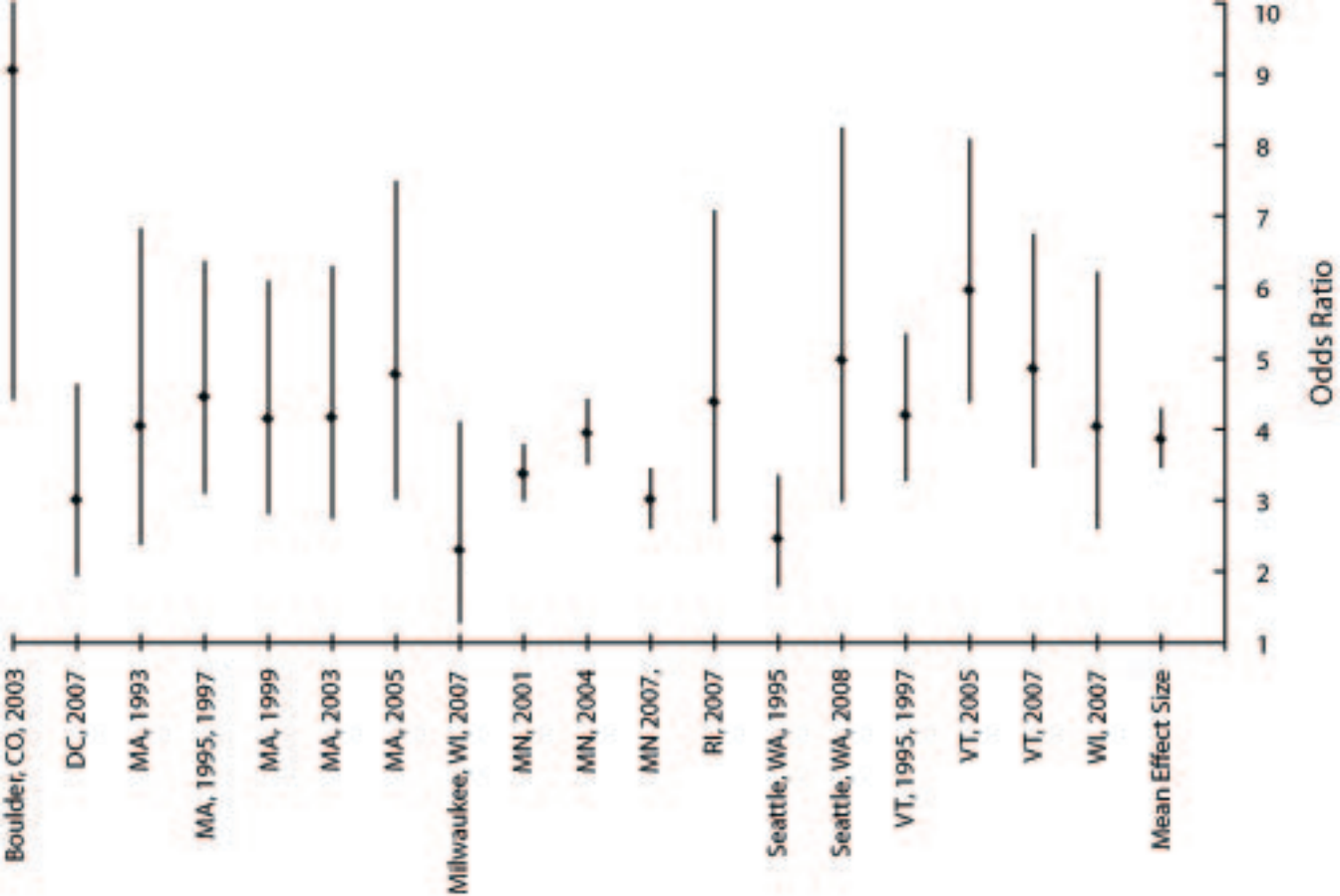
			Lesbian, gay, and bisexual female and male (378)	Female and male (8028)	2.45	Scared		
Seattle, WA, 2008	Saewyc, 2010 ^a	YRBS	Lesbian, gay, and bisexual female and male (103)	Female and male (1812)	2.68	TI	9-12	SI
			Lesbian, gay, and bisexual female and male (103)	Female and male (1812)	4.97	Scared		
Vermont, 1995, 1997	Robin, 2002 ³⁸	YRBS	Lesbian and gay, female and male (249)	Female and male (6873)	1.69	TI	9-12	Beh
			Bisexual female and male (336)	Female and male (6873)	6.98	TI		
			Lesbian and gay, female and male (249)	Female and male (6873)	1.60	Scared		
			Bisexual female and male (336)	Female and male (6873)	5.77	Scared		
Vermont, 2005	Edwards, 2010 ^e	YRBS	Gay and bisexual female (123)	Female (1376)	9.68	TI	9-12	Beh
			Gay and bisexual male (118)	Male (1562)	5.22	Ti		
			Gay and bisexual female (123)	Female (1376)	6.13	Scared		
			Gay and bisexual male (118)	Male (1562)	5.81	Scared		
Vermont, 2007	Edwards, 2010	YRBS	Gay and bisexual female (144)	Female (1273)	5.15	TI	9-12	Beh
			Gay and bisexual male (104)	Male (1476)	5.18	TI		

			Gay and bisexual female (144)	Female (1273)	3.93	Scared		
			Gay and bisexual male (104)	Male (1476)	6.12	Scared		
Wisconsin, 2007	WDPHC DR ⁵⁵	YRBS	Lesbian, gay, and bisexual female and male (111)	Female and male (1181)	3.43	TI	9–12	Beh
			Lesbian, gay, and bisexual female and male (111)	Female and male (1181)	4.03	Scared		
LSCCC, DNI	Williams, 2005 ⁵⁹	LS	Lesbian, gay, and bisexual female and male (44)	Female and male (44)	1.59	Multipl e	14–19 y	SI
TKM, DNI	Williams, 2003 ⁵²	Local Survey	Lesbian, gay, and bisexual female and male (130)	Female and male (130)	1.98	Multipl e	14–18 y	SI

Note. OR|=|odds ratio; SO|=|sexual orientation; YRBS|=|Youth Risk Behavioral Surveillance Survey; TI|=|threatened or Injured with a weapon or otherwise assaulted; Scared|=|missed school because felt scared; SI|=|self-identification; DCYS|=|Dane County Youth Survey; Beh|=|behavior; Beh + ID|=|behavior + identification; MSS|=|Minnesota Student Survey; LS|=|local survey; NEC|=|New England community; DNI|=|did not identify; CFHDASBHS|=|Center for Health Data and Analysis School Based Health Studies; WDPHC DR|=|Wisconsin Division of Public Health in collaboration with Diverse and Resilient Inc; LSCCC|=|large south central Canadian city; TKM|=|Toronto, Kingston, and Montreal; a|=|Written communication with E.M. Saewyc PhD at the McCreary Society (March 2010); b|=|Written communication with the Chicago Department of Health (March 2010); c|=|Written communication with the Delaware Department of Health (March 2010); d|=|Written communication with C. Goodenow PhD with the Massachusetts Department of Education (September 2009); e|=|Written communication with E. Edwards MPH with the Vermont Department of Health (March 2010); f|=|Written communication with the State of Rhode Island Department of Health (March 2010); g|=|District of Columbia Public Schools HIV/AIDS Education Program (Feb 2010); h|=|Written communication Milwaukee Public School System (March 2010).







MN, 1992



MN, 1998



MN, 2001



MN, 2004



MN, 2007



Mean Effect Size



1

2

3

Odds Ratio